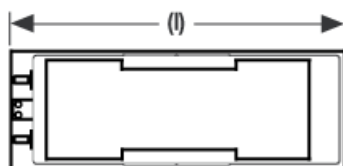
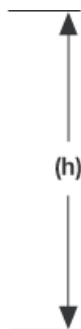
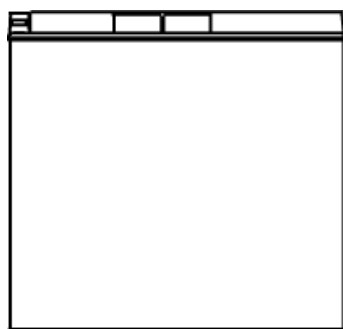
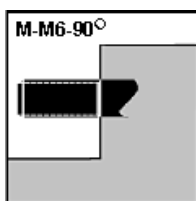


Marathon – M12V60FT data sheet



Terminal: Drawing:



Specifications:

Part numbers not valid for North America, use type for ordering!

Discharge figures are also valid for **UL 94 V0** version. Change "H" to "V" in the part number.

Example

Standard	NAMF120060	H	MOMA
UL 94 V0	NAMF120060	V	MOMA

[Switch to: Discharge at 25 °C/inches/lb](#)

Exide type designation	Nom. Voltage V	Nom. capacity C ₁₀ 1.80 Vpc 20° C Ah	Nom. capacity C ₈ 1.75 Vpc 25° C Ah	Nom. capacity C ₁ 1.60 Vpc 20° C Ah	Length (l) max. mm	Width (b/w) max. mm	Height (h1) max. mm	Weight approx. kg	Internal resistance mOhm	Terminal
M12V60FT	12	59.0	59.0	41.3	280	107	263	23.0	7.9	M-M6-90°

Constant-current discharge in A @ 20 °C

Part number	Vpc	15 min	30 min	1 h	1,5 h	2 h	3 h	4 h	5 h	6 h	8 h	10 h	20 h	24 h
NAMF120060HMOMA	1.94	72.9	49.7	30.5	22.1	17.5	12.7	10.1	8.45	7.29	5.63	4.61	2.50	2.10
NAMF120060HMOMA	1.92	79.2	53.7	33.1	23.8	18.9	13.6	10.7	9.11	7.73	5.98	4.89	2.60	2.23
NAMF120060HMOMA	1.90	86.5	58.0	35.6	25.6	20.2	14.5	11.4	9.55	8.23	6.35	5.19	2.80	2.36
NAMF120060HMOMA	1.87	93.3	60.9	37.4	26.8	21.2	15.2	12.0	10.0	8.69	6.69	5.46	2.90	2.47
NAMF120060HMOMA	1.85	98.4	62.9	38.5	27.7	21.8	15.7	12.4	10.3	8.99	6.92	5.65	3.00	2.54
NAMF120060HMOMA	1.83	101	65.0	39.2	28.2	22.2	15.9	12.6	10.5	9.15	7.03	5.74	3.00	2.57
NAMF120060HMOMA	1.80	106	67.3	39.6	28.5	22.5	16.3	12.9	10.8	9.39	7.21	5.87	3.10	2.62
NAMF120060HMOMA	1.78	107	67.9	39.6	28.6	22.7	16.4	13.0	10.8	9.47	7.26	5.91	3.10	2.64
NAMF120060HMOMA	1.75	109	68.7	40.1	28.9	22.9	16.5	13.1	10.9	9.48	7.34	5.97	3.20	2.66
NAMF120060HMOMA	1.73	110	69.0	40.2	29.0	23.0	16.6	13.1	11.0	9.51	7.37	6.00	3.20	2.66
NAMF120060HMOMA	1.70	110	69.5	40.4	29.2	23.1	16.7	13.2	11.0	9.57	7.42	6.03	3.20	2.67
NAMF120060HMOMA	1.67	111	69.9	40.7	29.3	23.2	16.8	13.3	11.1	9.62	7.46	6.06	3.20	2.68
NAMF120060HMOMA	1.65	111	70.4	40.8	29.4	23.3	16.8	13.3	11.1	9.65	7.49	6.09	3.20	2.69

Constant-power discharge in W/block @ 20 °C

Part number	V _{pc}	15 min	30 min	1 h	1,5 h	2 h	3 h	4 h	5 h	8 h	10 h	24 h
NAMF120060HM0MA	1.94	882	597	365	265	211	153	121	102	67.5	55.0	24.6
NAMF120060HM0MA	1.92	1017	644	392	283	224	162	128	107	71.8	58.5	26.1
NAMF120060HM0MA	1.90	1114	694	420	301	238	171	135	112	76.1	61.9	27.6
NAMF120060HM0MA	1.87	1130	740	444	318	251	180	142	118	79.8	64.9	28.9
NAMF120060HM0MA	1.85	1174	786	449	324	257	185	147	122	82.3	66.9	29.7
NAMF120060HM0MA	1.83	1217	804	458	330	261	188	149	124	83.6	67.9	30.1
NAMF120060HM0MA	1.80	1287	831	472	339	268	192	152	127	85.5	69.5	30.7
NAMF120060HM0MA	1.78	1315	840	476	341	270	193	153	127	86.0	69.9	30.9
NAMF120060HM0MA	1.75	1358	852	482	345	272	195	154	128	86.8	70.5	31.1
NAMF120060HM0MA	1.73	1371	855	483	346	273	196	154	128	87.0	70.6	31.2
NAMF120060HM0MA	1.70	1391	858	485	348	274	196	155	129	87.3	70.9	31.3
NAMF120060HM0MA	1.67	1412	862	487	349	275	196	156	130	87.6	71.1	31.3
NAMF120060HM0MA	1.65	1424	865	489	350	276	197	156	130	87.8	71.3	31.4

© 2000 – 2010 [Exide Technologies](#). All rights reserved. Subject to alterations. [Click here for legal notice](#).

